




Over  
**800**  
Illustrations

# AIR CONDITIONING and REFRIGERATION



REX MILLER • MARK R. MILLER



# Air Conditioning and Refrigeration

**REX MILLER**


Professor Emeritus  
State University College at Buffalo  
Buffalo, New York

**MARK R. MILLER**

Professor, Industrial Technology  
The University of Texas at Tyler  
Tyler, Texas

**McGraw-Hill**

New York Chicago San Francisco Lisbon London  
Madrid Mexico City Milan New Delhi San Juan  
Seoul Singapore Sydney Toronto



For more information about this title, click [here](#)

# Contents

*Preface xv*

*Acknowledgments xvii*


## **1 Air-Conditioning and Refrigeration Tools and Instruments**

<b>Performance Objectives</b>	2
<b>Tools and Equipment</b>	2
Pliers and Clippers	2
Fuse Puller	2
Screwdrivers	2
Wrenches	3
Soldering Equipment	3
Drilling Equipment	4
Knives and Other Insulation-Stripping Tools	5
Meters and Test Prods	6
Tool Kits	7
<b>Gages and Instruments</b>	9
Pressure Gages	9
Gage Selection	10
Line Pressure	11
Effects of Temperature on Gage Performance	12
Care of Gages	12
Gage Recalibration	12
<b>Thermometers</b>	13
Pocket Thermometer	13
Bimetallic Thermometers	15
Thermocouple Thermometers	16
Resistance Thermometers	16
Superheat Thermometer	17
<b>Superheat Measurement Instruments</b>	17
<b>Halide Leak Detectors</b>	21
Setting Up	21
Lighting	22
Leak Testing the Setup	22
Adjusting the Flame	22
Detecting Leaks	22
Maintenance	22
<b>Electrical Instruments</b>	23
Ammeter	23

Voltmeter	25
Ohmmeter	26
Multimeter	26
Wattmeter	27
<b>Other Instruments</b>	28
Air-Filter Efficiency Gages	28
Air-Measurement Instruments	28
Humidity-Measurement Instruments	29
Vibration and Sound Meters	29
<b>Service Tools</b>	30
<b>Special Tools</b>	31
<b>Vacuum Pumps</b>	32
Vacuum Pump Maintenance	34
Vacuum Pump Oil Problems	34
Operating Instructions	34
Evacuating a System	35
<b>Charging Cylinder</b>	35
<b>Charging Oil</b>	36
<b>Charging Oil</b>	37
<b>Mobile Charging Stations</b>	37
<b>Tubing</b>	37
Soft Copper Tubing	37
Hard-Drawn Copper Tubing	38
Cutting Copper Tubing	39
Flaring Copper Tubing	40
Constricting Tubing	41
Swaging Copper Tubing	41
Forming Refrigerant Tubing	42
Fitting Copper Tubing by Compression	43
<b>Soldering</b>	43
Soft Soldering	44
Silver Soldering or Brazing	46
<b>Testing for Leaks</b>	47
<b>Cleaning and Degreasing Solvents</b>	47
<b>Review Questions</b>	47

## **2 Development of Refrigeration**

Performance Objectives	50
Historical Development	50



- Structure of Matter 50
  - Elements 51
  - Atom 51
- Properties of Matter 51
- Pressure 52
  - Pressure Indicating Devices 52
  - Pressure of Liquids and Gases 53
  - Atmospheric Pressure 53
  - Gage Pressure 53
  - Absolute Pressure 53
  - Compression Ratio 54
- Temperature and Heat 54
  - Specific Heat 55
  - Heat Content 55
  - Sensible Heat 55
  - Latent Heat 55
  - Other Sources of Heat 56
- Refrigeration Systems 56
  - Refrigeration from Vaporization (Open System) 56
  - Basic Refrigeration Cycle 56
  - Capacity 57
  - Refrigerants 57
  - Refrigerant Replacements and the Atmosphere 58
- Review Questions 59

### 3 Voltage, Current, and Resistance

---

- Performance Objectives 62
- Ohm's Law 62
- Series Circuits 62
- Parallel Circuits 64
  - Current in a Parallel Circuit 64
  - Resistance in a Parallel Circuit 65
- AC and DC Power 65
  - Phase 66
  - Power in DC Circuits 66
- Power Rating of Equipment 67
- Capacitors 67
  - How a Capacitor Works 68
  - Capacity of a Capacitor 69
  - Dielectric Failure 69
  - Basic Units of Capacitance 69
  - Working with Capacitive Values 69
  - Capacitor Types 70
  - Capacitor Tolerances 73
- The AC Circuit and the Capacitor 73
  - Uses of Capacitors 75
- Inductance 75
  - Four Methods of Changing Inductance 75
  - Self-Inductance 75
  - Mutual Inductance 76
  - Inductive Reactance 77
  - Uses of Inductive Reactances 77
- Transformers 77
  - Transformer Construction 77

- Turns Ratio 78
- Transformer Applications 78
- Semiconductors 78
  - Diodes 78
  - Transistors 79
  - Silicon-controlled Rectifier (SCR) 80
- Bridge circuits 80
  - Wheatstone Bridges 80
  - Variable Resistor 81
- Sensors 81
  - Temperature Elements 82
  - Humidity Elements 82
- Controllers 83
  - Single-Element Controllers 84
  - Dual-Element Controllers 86
- Actuators 86
  - Electro-Hydraulic Actuators 86
  - Thermal Actuators 87
- Auxiliary Devices 88
- Electronic Compressor Motor Protection 88
  - Operation 88
  - Troubleshooting the Control 89
  - Restoring Service 91
- Review Questions 91

### 4 Solenoids and Valves

---


- Performance Objectives 94
- Industrial Solenoids 94
  - Tubular Solenoids 94
  - Frame Solenoids 94
- Applications 97
  - Solenoids as Electromagnets 97
  - Solenoid Coils 97
  - Servicing Coils 97
- Solenoid Valves in Circuits 98
  - Refrigeration Valve 99
- Review Questions 100

### 5 Electric Motors: Selection, Operational Characteristics, and Problems

---

- Performance Objectives 102
- Construction of an Induction Motor 102
  - Single-Phase Motors 103
  - Shaded-Pole Motor 103
  - Split-Phase Motor 103
  - Capacitor-Start Motor 104
- Sizes of Motors 104
- Cooling and Mounting Motors 105
- Direction of Rotation 106
- Synchronous Motor 107
  - Theory of Operation 107
  - Synchronous Motor Advantages 108
  - Properties of the Synchronous Motor 108






- Electric Motors 109**
  - Starting the Motor 109
- Repulsion-Induction Motor 110**
- Capacitor-Start Motor 111**
- Permanent Split-Capacitor Motor 112**
- Shaded-Pole Motor 112**
- Split-Phase Motor 114**
- Polyphase-Motor Starters 115**
- Reduced-Voltage Starting Methods 116**
  - Primary-Resistor Starting 116
  - Autotransformer Starting 119
  - Part-winding Starting 120
  - Wye-delta or Star-delta Starters 121
  - Multispeed Starters 123
- Consequent-Pole Motor Controller 124**
- Full-Voltage Controllers 127**
  - Starting Sequence 129
  - Protection Against Low Voltage 129
  - Time-Delay Protection 129
- Electric Motors: Their Uses, Operation, and Characteristics 132**
  - Motor Rotation 133
  - Variable-Speed Drives 133
- Troubleshooting Electric Motors with a Volt-Ammeter 133**
- Split-Core AC Volt-Ammeter 134**
  - Testing for Grounds 135
  - Testing for Opens 135
  - Checking for Shorts 136
  - Testing Squirrel-Cage Rotors 136
  - Testing the Centrifugal Switch in a Split-Phase Motor 136
  - Test for Short Circuit Between Run and Start Windings 136
  - Test for Capacitors 136
- Using the Megohmmeter for Troubleshooting 138**
- Insulation-Resistance Testing 138**
  - Measuring Insulation Resistance 139
  - Power Tools and Small Appliances 139
- Hermetic Compressor Systems 140**
  - Circuit Breakers and Switches 140
  - Coils and Relays 140
- AC Motor Control 140**
  - Motor Controller 141
- AC Squirrel-Cage Motor 141**
  - Enclosures 142
  - Code 142
  - Protection of the Motor 142
- Contactors, Starters, and Relays 142**
  - Motor-Overload Protector 142
  - Motor-Winding Relays 143
- Solenoid Valves 143**
- Refrigeration Valve 144**
  - Application 144
  - Operation 144
  - Installation 145
  - Temperature Controls 145

- Bimetallic Thermostats 146**
  - Thermostat Construction and Wiring 147
- Defrost Controls 147**
  - Defrost Timer Operation 147
  - Hot-Gas Defrosting 148
- Motor Burnout Cleanup 148**
  - Procedure for Small Tonnage Systems 148
  - Procedure for Large Tonnage Systems 150
- Reading a Schematic 150**
- Review Questions 152**

## **6 Refrigerants: New and Old**

---

- Performance Objectives 156**
- Classification of Refrigerants 156**
  - Common Refrigerants 156
- Freon Refrigerants 158**
  - Molecular Weights 158
  - Flammability 158
  - Toxicity 158
  - Skin Effects 158
  - Oral Toxicity 158
  - Central Nervous System (CNS) Effects 159
  - Cardiac Sensitization 161
  - Thermal Decomposition 162
- Applications of Freon Refrigerants 162**
- Reaction of Freon to Various Materials Found in Refrigeration Systems 165**
  - Metals 165
  - Plastics 165
- Refrigerant Properties 166**
  - Pressure 166
  - Temperature 166
  - Volume 166
  - Density 167
  - Enthalpy 167
  - Flammability 168
  - Capability of Mixing with Oil 168
  - Moisture and Refrigerants 168
  - Odor 168
  - Toxicity 169
  - Tendency to Leak 169
- Detecting Leaks 169**
  - Sulfur Dioxide 169
  - Carbon Dioxide 169
  - Ammonia 170
  - Methyl Chloride 170
- Ban on Production and Imports of Ozone-Depleting Refrigerants 170**
  - Phase-out Schedule for HCFCs, Including R-22 170
  - Availability of R-22 171
  - Cost of R-22 171
- Alternatives to R-22 171**
  - Service Existing Units 171
  - Installing New Units 171




- Servicing Your System 172
- Purchasing New Systems 172
- Air Conditioning and Working with Halon 172**
- General Information 172
- Leak Repair 173**
- Trigger Rates 173
- When Additional Time Is Necessary 173
- Relief from Retrofit/Retirement 173
- System Mothballing 174
- EPA-Certified Refrigerant Reclaimers 174**
- Newer Refrigerants 174**
- Freon Refrigerants 174**
- Classifications 174
- Properties of Freons 175
- Physical Properties 175
- Refrigerant Characteristics 176**
- Critical Temperature 176
- Latent Heat of Evaporation 177
- Specific Heat 177
- Power Consumption 177
- Volume of Liquid Circulated 178
- Handling Refrigerants 178**
- Storing and Handling Refrigerant Cylinders 178
- Lubricants 178**
- R-134a Refrigerant 179**
- R-134a Applications 180
- R-12 Systems—General Considerations 180**
- R-12 Medium/High Temperature Refrigeration (>0°F evap) 180
- R-12 Low Temperature Refrigeration (<20°F evap) 180
- R-401B 180
- R-402A 180
- R-402B 181
- Reclaiming Refrigerant 181**
- Description 181
- Compressor 182
- Oil Separator 182
- Condenser 183
- Filter Drier 183
- Accumulator/Oil Trap 183
- Operation of the Unit 183**
- Recovery Plus/Recovery Operations 184
- Storage Cylinder Cooling 185
- Recycle Operation 185
- Recharge Operation 187
- Service Operation 187
- Test Operation 187
- Control Circuits 187
- Troubleshooting 189**
- Troubleshooting Approach 189
- Review Questions 189**

## **7 Refrigeration Compressors**

- Performance Objectives 192
- Condensers 192

- Air-Cooled Condensers 194
- Water-Cooled Condensers 194
- Hermetic Compressors 194**
- Compressor Types 194
- Newer Models Designations and Coding 202**
- Hermetic Compressor Motor Types 205**
- Resistance Start-Induction Run 205
- Capacitor Start-induction Run 206
- Capacitor Start and Run 206
- Permanent Split Capacitor 206
- Compressor Motor Relays 207**
- Current-type Relay 207
- Potential-type Relay 207
- Compressor Terminals 207**
- Built-up Terminals 208**
- Glass Quick-Connect Terminals 209**
- Motor Mounts 209**
- Crankcase Heaters 209**
- Electrical Systems for Compressor Motors 212**
- Normal-Starting Torque Motors (RSIR) with a Current-Type Relay 212
- High-Starting Torque Motors (CSIR) with a Current-Type Relay 215
- High-Starting Torque Motors (CSIR) with a Two-Terminal External Overload and a Remote-Mounted Potential Relay 219
- High-Starting Torque Motors (CSR) with Three-Terminal Overloads and Remote-Mounted Relays 222
- PSC Motor with a Two-Terminal External Overload and Run Capacitor 223
- PSC Motor with an Internal Overload (Line Breaker) 224
- CSR or PSC Motor with the Start Components and an Internal Overload or Line Breaker 225
- Compressors with Internal Thermostat, Run Capacitor, and Supplementary Overload 226
- CSR or PSC Motor with Start Components, Internal Thermostat, and Supplementary External Overload 227
- Compressor Connections and Tubes 230**
- Process Tubes 230
- Other Manufacturers of Compressors 230
- Rotary Compressors 230**
- Stationary Blade Rotary Compressors 230
- Rotating Blade Rotary Compressors 233
- Screw Compressors 233**
- Single Screw 235
- Twin Screw 238
- Making the Rotors 238**
- Scroll Compressors 238**
- Scroll-Compression Process 238
- Operation 239
- Scroll Compressor Models 239
- Review Questions 239**



## 8 Condensers, Chillers, and Cooling Towers

---

- Performance Objectives 242
- Condensers 242
  - Air-Cooled Condensers 242
  - Water-Cooled Condensers 243
- Chillers 246
  - Refrigeration Cycle 246
  - Motor-Cooling Cycle 247
  - Dehydrator Cycle 247
  - Lubrication Cycle 249
- Controls 249
  - Solid-State Capacity Control 250
- Cooling Towers 250
  - Cooling Systems Terms 251
  - Design of Cooling Towers 251
- Evaporative Condensers 252
- New Developments 253
- Temperature Conversion 253
- Types of Towers 254
  - Crossflow Towers 254
  - Fluid Cooler 254
- Review Questions 257

## 9 Working with Water-Cooling Problems

---

- Performance Objectives 260
- Pure Water 260
- Fouling, Scaling, and Corrosion 260
  - Prevention of Scaling 261
  - Scale Identification 262
  - Field Testing 262
  - Corrosion 263
- Control of Algae, Slime, and Fungi 264
- Bacteria 264
- The Problem of Scale 265
  - Evaporative Systems 265
  - Scale Formation 265
- How to Clean Cooling Towers and Evaporative Condensers 266
  - Determining the Amount of Water in the Sump 266
  - Determining the Amount of Water in the Tank 266
  - Total Water Volume 266
  - Chilled Water Systems 268
- How to Clean Shell (Tube or Coil) Condensers 269
- Safety 270
- Solvents and Detergents 270
- Review Questions 270

## 10 Evaporators

---


- Performance Objectives 274
- Coiled Evaporator 274

- Application of Controls for Hot-Gas Defrost of Ammonia Evaporators 275
- Direct-Expansion Systems 277
  - Cooling Cycle 277
- Direct Expansion with Top Hot-Gas Feed 279
- Direct Expansion with Bottom Hot-Gas Feed 279
- Flooded Liquid Systems 279
  - Flooded-gas Leg Shutoff (Bottom Hot-Gas Feed) 279
  - Flooded-Ceiling Evaporator—Liquid-Leg Shutoff (Bottom Hot-Gas Feed) 280
  - Flooded-Ceiling Evaporator—Liquid-Leg Shutoff (Top Hot-Gas Feed) 280
  - Flooded-Ceiling Blower (Top Hot-Gas Feed) 282
  - Flooded-Ceiling Blower (Hot-Gas Feed through Surge Drum) 283
  - Flooded Floor-Type Blower (Gas and Liquid-Leg Shutoff) 283
  - Flooded Floor-Type Blower (Gas Leg Shutoff) 283
- Liquid-Recirculating Systems 284
  - Flooded Recirculator (Bottom Hot-Gas Feed) 285
  - Flooded Recirculator (Top-Gas Feed) 285
  - Low-Temperature Ceiling Blower 285
- Year-Round Automatic Constant Liquid-Pressure Control System 286
- Dual-Pressure Regulator 287
- Valves and Controls for Hot-Gas Defrost of Ammonia-Type Evaporators 288
- Back-Pressure Regulator Applications of Controls 290
  - Refrigerant-Powered Compensating-Type Pilot Valve 291
  - Air-Compensating Back-Pressure Regulator 291
  - Electric-Compensating Back-Pressure Regulator 292
- Valve Troubleshooting 292
  - Noise in Hot-Gas Lines 297
- Review Questions 298

## 11 Refrigerant: Flow Control

---

- Performance Objectives 300
- Metering Devices 300
  - Hand-Expansion Valve 300
  - Automatic-Expansion Valve 300
  - Thermostatic-Expansion Valve 300
  - Capillary Tubing 301
  - Float Valve 301
- Fittings and Hardware 301
  - Copper Tubing 301



Line	302
Solder	302
Suction Line P-Traps	302
Compressor Valves	303
Line Valves	304
<b>Driers, Line Strainers, and Filters</b>	<b>305</b>
Driers	305
Line Strainers and Filters	306
<b>Liquid Indicators</b>	<b>307</b>
Construction	308
Installation	309
Bypass Installations	309
Excess Oil and the Indicator	309
Alcohol	309
Leak Detectors	309
Liquid Water	309
Hermetic-Motor Burnouts	309
Hardware and Fittings	309
<b>Thermostatic-Expansion Valve (TEV)</b>	<b>309</b>
Valve Location	312
Bulb Location	312
External Equalizer	314
Field Service	314
<b>Crankcase Pressure-Regulating Valves</b>	<b>315</b>
Operation of the Valve	315
Valve Location	315
Strainer	316
Brazing Procedures	316
Test and Operating Pressures	316
Adjusting the Pressure	316
Service	317
<b>Evaporator Pressure-Regulating Valves</b>	<b>317</b>
Operation	317
Type of System	317
Valve Location	318
Test and Operating Pressures	318
Service	319
<b>Head-Pressure Control Valves</b>	<b>319</b>
Operation	319
ORO-Valve Operation	320
ORD Valve Operation	320
Installation	321
Brazing Procedures	321
Test and Operating Pressures	321
Service	321
Nonadjustable ORO/ORD System	322
Operation	322
<b>Discharge Bypass Valves</b>	<b>323</b>
Operation	323
Application	323
Externally Equalized Bypass Valves	324
Bypass to Evaporator Inlet without Distributor	324
Installation	324
Special Considerations	325
Testing and Operating Pressures	325
Hot Gas	326
Malfunctions	326
<b>Level Control Valves</b>	<b>326</b>
Capillary Tubes	326
Float Valve	327
<b>Level-Master Control</b>	<b>329</b>
Installation	330
Electrical Connections	330
Hand Valves	330
Oil Return	330
Oil and Ammonia Systems	330
Oil and Halocarbon Systems	331
Conclusions	334
<b>Other Types of Valves</b>	<b>334</b>
Service Valves on Sealed Units	334
Water Valves	334
Check Valves	334
Receiver Valves	335
<b>Accumulators</b>	<b>335</b>
Purpose	335
Rating Data	336
Minimum Evaporator Temperature and Minimum Temperature of Suction Gas at the Accumulator	336
Installation of the Accumulator	336
Review Questions	336

## 12 servicing and safety

### Performance Objectives 340

#### Safety 340

- Handling Cylinders 340
- Pressurizing 340
- Working with Refrigerants 341
- Lifting 341
- Electrical Safety 341

#### Servicing the Refrigerator Section 341

- Sealed Compressor and Motor 342
- Condenser 342
- Filter Drier 342
- Capillary Tube 342
- Heat Exchanger 343
- Freezer-Compartment and Provision-Compartment Assembly 343


#### Compressor Replacement 343

#### Troubleshooting Compressors 343

#### Troubleshooting Refrigerator

- Components 343
- Compressor Will Not Run 343
- Compressor Runs, but There Is No Refrigeration 345
- Compressor Short Cycles 345
- Compressor Runs Too Much or 100 Percent 345
- Noise 346
- To Replace the Compressor 346






- Repairing the Perimeter Tube (Fiberglass Insulated) 349**
  - Top-Freezer and Side-by-Side Models 349
  - Foam-Insulated 12 and 14 ft<sup>3</sup>, Top-Freezer Models 351
  - Foam-Insulated 19 ft<sup>3</sup> Side-by-Side Models 353
- Replacing the Evaporator-Heat Exchanger Assembly 354**
  - Top-Freezer, No-Frost Models 354
  - Side-by-Side Models 354
- Adding Refrigerant 354**
  - Low-Side Leak or Slight Undercharge 355
  - High-Side Leak or Slight Undercharge 355
  - Overcharge of Refrigerant 355
- Testing for Refrigerant Leaks 355**
- Service Diagnosis 356**
  - On the Initial Contact 356
  - Before Starting a Test Procedure 356
  - Thermostat Cut-Out and Cut-In Temperatures 357
  - Freezer- and Provision-Compartment Air Temperatures 357
  - Line Voltage 358
  - Wattage 358
  - Compressor Efficiency 358
  - Refrigerant Shortage 358
  - Restrictions 359
  - Defrost-Timer Termination 359
  - Computing Percent Run Time 359
- Start and Run Capacitors 359**
  - Capacitor Ratings 359
  - Start Capacitor and Bleeder Resistors 360
  - Run Capacitors 360
- Permanent Split-Capacitor (PSC) Compressor Motors 360**
- Field Testing Hermetic Compressors 361**
  - Warranty Test Procedure 363
- Method of Testing 363**
  - Resistance Checks 364
  - Testing Electrical Components 364
- Installing an Air-Cooled Condensing Unit 365**
  - General Information 365
  - Checking Product Received 365
  - Corrosive Environment 365
  - Locating Unit 366
  - Unit Mounting 366
  - Refrigerant Connections 368
  - Replacement Units 368
  - Evaporator Coil 368
- Interconnecting Tubing 368**
  - Suction and Liquid Lines 368

- Evaporator 369
- Tubing Installation 370**
- Tubing Connections 370**
- Leak Testing 370**
- Flow-Check Piston 371**
- Evacuation Procedure 372**
- Checking Refrigerant Charge 373**
  - Charging by Superheat 373
  - Charging by Liquid Pressure 373
  - Charging by Weight 373
- Final Leak Testing 374**
- Service 374**
  - Operation 374
  - Single-Pole Compressor Contactor (CC) 374
  - Compressor Crankcase Heat (CCH) 374
  - Hard Start Components (SC and SR) 374
  - Time Delay Control (TDC) 374
  - Low Ambient Control (LAC) 374
  - High- and Low-Pressure Controls (HPC or LPC) 374
- Electrical Wiring 375**
  - Power Wiring 375
  - Control Wiring 375
- Start-up and Performance 376**
- Troubleshooting 376**
- Review Questions 377**

## 13 Freezers

---

- Performance Objectives 380**
- Types of Freezers 380**
- Installing a Freezer 381**
- Freezer Components 382**
  - Wrapped Condenser 382
  - Cold-Ban Trim 382
  - Shelf Fronts 383
  - Vacuum Release 383
  - Lock Assembly 383
  - Hinges 383
  - Lid 384
  - Thermostats 384
  - Drain System 386
  - Wrapper Condenser 386
  - Evaporator Coil 387
- Replacing the Compressor 387**
- Repairing the Condenser 387**
- Installing the Drier Coil 387**
- Complete Recharge of Refrigerant 389**
- Overcharge of Refrigerant 389**
  - Restricted Capillary Tube 389



Testing for Refrigerant Leaks 389  
Troubleshooting Freezers 390  
  Portable Freezers 390  
Review Questions 394

## **14 Temperature, Psychrometrics, and Air Control**

---

Performance Objectives 398  
Temperature 398  
  Degrees Fahrenheit 398  
  Degrees Celsius 398  
  Absolute Temperature 398  
Converting Temperatures 399  
Psychrometrics 399  
Pressures 399  
  Gage Pressure 399  
  Atmospheric Pressure 399  
Pressure Measuring Devices 399  
Hygrometer 401  
  Properties of Air 401  
  People and Moisture 404  
Psychrometric Chart 404  
Air Movement 404  
  Convection, Conduction, and Radiation 404  
Comfort Conditions 406  
  Velocity 406  
Terminology 408  
Designing a Perimeter System 410  
  Locating and Sizing Returns 411  
  Airflow Distribution 411  
Selection of Diffusers and Grilles 412  
  Air-Volume Requirement 413  
  Throw Requirement 413  
  Pressure Requirement 413  
  Sound Requirement 414  
Casing Radiated Noise 414  
  Locating Terminal Boxes 414  
  Controlling Casing Noise 415  
  Vortex Shedding 415  
Return Grilles 415  
  Performance 415  
  Return Grille Sound Requirement 416  
Types of Registers and Grilles 416  
Fire and Smoke Dampers 416  
  Smoke Dampers for High-Rise Buildings 416  
Ceiling Supply Grilles and Registers 416  
Ceiling Diffusers 417  
  Amismudge Rings 418  
  Air-Channel Diffusers 418  
  Luminaire Diffusers 418  
  Room Air Motion 419  
Linear Grilles 419  
Fans and Mechanical Ventilation 419  
  Air Volume 419

Fans and Blowers 419  
Air Volume 421  
Horsepower Requirements 421  
Fan Driving Methods 421  
  Selecting a Fan 422  
  Applications of Fans 422  
  Operation of Fans 423  
  Installation of Attic Fans 423  
  Routine Fan Operation 424  
Ventilation Methods 425  
Review Questions 425

## **15 Comfort Air Conditioning**


---

Performance Objectives 428  
Window Units 428  
  Mounting 428  
  Electrical Plugs 429  
  Maintenance 430  
  Low-Voltage Operation 430  
  Troubleshooting 431  
  Evaporator Maintenance 431  
  Automatic Defrosting 431  
Evaporators for Add-on Residential Use 433  
  Troubleshooting 435  
Remote Systems 435  
Single-Package Rooftop Units 437  
  Smoke Detectors 437  
  Firestats 437  
  Return-Air Systems 438  
  Acoustical Treatment 438  
  Volume Dampers 439  
  Refrigerant Piping 439  
  Troubleshooting 439  
Refrigerant Pipe Sizes 441  
  Liquid-Line Sizing 441  
  Suction-Line Sizing 442  
  Troubleshooting 444  
Mobile Homes 444  
  Troubleshooting 445  
Wall-Mounted Ductless Air Conditioners 445  
  Fan Control Mode 446  
  Restart Function 447  
  Rotary Compressor 447  
Review Questions 447

## **16 Commercial Air-Conditioning Systems**

---

Performance Objectives 450  
Expansion-Valve Air-Conditioning System 450  
  Compressor 450  
  Condenser 450  
Expansion-Valve Kit 450  
  Troubleshooting 450



- Packaged Cooling Units 451**
- Rooftop Heating and Cooling Units 452**
  - Electrical 453
  - Sequence of Operation 454
  - Compressor Safety Devices 455
  - Maintenance 455
  - Troubleshooting 456
- Direct Multizone System 456**
  - Troubleshooting 458
- Evaporative Cooling System 458**
- Absorption-Type Air-Conditioning Systems 459**
- Chilled Water Air Conditioning 459**
  - Refrigerant Cycle 460
  - Control System 463
- Chillers 463**
  - Reciprocating Chillers 464
  - Components Used with Chillers 464
- Console-Type Air-Conditioning Systems 466**
  - Installation 466
  - Service 467
  - Troubleshooting 467
- Review Questions 467**

## 17 Various Types of Air Conditioners and Heat Pumps

---

- Performance Objectives 470**
- Gas Air Conditioning 470**
  - Absorption Cooling Cycle 470
  - Ammonia Refrigerant in a Gas-Fired System 471
- Gas-Fired Chillers 471**
- Chiller-Heater 472**
  - Changeover Sequence for Chilled Water Operation 472
  - Changeover Sequence for Hot Water Operation 472
  - Self-Leveling Feature 472
- Absorption Refrigeration Machine 472**
  - Absorption Operation Cycle 472
- Solar Air Conditioners 476**
  - History of Solar Cooling 476
  - Systems of Solar Cooling 477
  - Lithium-Bromide Water Absorption Cycle 477
  - Solar Cooling Research Centers 477
- Heat Pumps 480**
  - Operation 482
  - Defrost 482
  - Outdoor Thermostat 482
  - Special Requirements of Heat Pump Systems 483
  - Sizing Equipment 484

- Defrost Cycle 484
- Balance Point 484
- Using the Heat Pump 484
- Review Questions 486**

## 18 Estimating Load and Insulating Pipes


---

- Performance Objectives 488**
- Refrigeration and Air-Conditioning Load 488**
- Running Time 488**
- Calculating Cooling Load 488**
  - Wall Gain Load 489
  - Air Change Load 489
  - Product Load 489
  - Miscellaneous Loads 489
- Calculating Heat Leakage 489**
- Calculating Product Cooling Load 490**
  - Capacity of the Machines Used in the System 490
- Air Doors 491**
- Insulation 492**
  - Sheet Insulation 492
  - Tubing Insulation 492
  - Pipe Insulation 494
- Refrigeration Piping 494**
- Pressure-Drop Considerations 495**
- Liquid Refrigerant Lines 495**
- Interconnection of Suction Lines 496**
- Discharge Lines 496**
- Water Valves 496**
- Multiple-Unit Installation 497**
  - Piping Insulation 498
  - Cork Insulation 498
  - Rock-Cork Insulation 498
  - Wool-Felt Insulation 499
  - Hair-Felt Insulation 499
- Review Questions 500**

## 19 Installing and Controlling Electrical Power for Air-Conditioning Units

---

- Performance Objectives 502**
- Choosing Wire Size 502**
  - Limiting Voltage Loss 502
  - Minimum Wire Size 502
  - Wire Selection 502
- Wire Size and Low Voltage 502**
  - Voltage Drop Calculations 503
- The Effects of Voltage Variations on AC Motors 503**
- Selecting Proper Wire Size 505**
- Unacceptable Motor Voltages 505**



Calculating Starting Current Values and  
Inrush Voltage Drops 507  
  Single-Phase Current 507  
  Three-Phase Circuits 507  
  Inrush Voltage Drop 507  
Code Limitations on Amperes  
per Conductor 508  
Heat Generated within Conductors 508  
Circuit Protection 509  
  Standard Rule 509  
Fuses 509  
  One-Time Single-Element Fuses 509  
  Time-Delay Two-element Fuses 509  
Types of Fuses 509  
Thermostats 510  
  Thermostat as a Control Switch 510  
  Service 511  
  Start Kits 512  
Single-Phase Line Monitors 513  
Time Delays 513  
Head Pressure Control 513  
Pressure Controls 516  
  Line-Voltage Head Pressure Controls 516  
  Three-Phase Line-Voltage Monitor 516  
  Current Sensing 519  
Review Questions 522

## 20 Air-Conditioning and Refrigeration Careers

---

Performance Objectives 524  
Industries that Employ Air-Conditioning  
and Refrigeration Mechanics 524  
  Job Qualifications 525  
  The Future 526  
  Pay and Benefits 527  
Teaching as a Career 528  
Sources of Additional Information 528  
Review Questions 529

## Appendices

---

A. Some New Refrigerants 531  
B. Electrical and Electronic Symbols Used  
in Schematics 539  
C. Programming Thermostats 549  
D. Tools of the Trade (Plus Frequently  
Asked Questions with Answers) 569

Glossary 581  
Index 591